







Democratic Presidential Preference Results							
March 7, 2000 Presidential Preference Primary							
Brookline, Massachusetts							
Democratic Party				OFFICIAL			
PRESIDENTIAL PREFERENCE				STATE COMMITTEE		STATE	
				MAN		COMMITTEE	
						WOMAN	
	1A	2A	3A	4A	5A	6A	7A
Precinct	Gore	LaRouche	Bradley	NoPreference	Businger	Alfred	Rizzo
1	198	0	211	4	221	84	219
2	222	0	124	4	220	42	189
3	274	1	239	3	297	87	267
4	269	0	162	3	269	66	239
5	236	1	286	0	282	82	261
6	292	0	288	4	315	119	319
7	283	1	219	1	294	75	248
8	272	1	282	3	316	89	288
9	326	0	229	4	309	92	301
10	219	2	179	2	234	59	236
11	298	0	225	2	287	72	255
12	322	2	254	0	282	102	273
13	212	0	233	0	228	85	224
14	248	1	182	2	224	86	213
15	194	0	158	1	166	73	186
16	282	1	222	1	266	78	266
TOTAL	4147	10	3493	34	4210	1291	3984


Democratic Town Committee Results													
March 7, 2000 Presidential Preference Primary													
Brookline, Massachusetts													
Democratic Party				OFFICIAL									
TOWN COMMITTEE													
Vote for NOT more than 35													
Precinct	8B Sydney	9B Goldberg	10B Hoy	11B Weitzman	12B Ward	13B Smizik	14B Jones	15B Katz	16B Feinman	17B Rowe	18B Campbell	19B Casey	20B Cha
1	163	119	115	82	88	81	67	75	81	81	62	66	73
2	160	120	123	98	105	121	74	88	90	89	93	72	80
3	266	205	206	161	181	175	156	150	154	146	125	136	139
4	228	152	145	111	176	146	206	107	113	104	108	91	86
5	259	181	189	120	186	145	91	97	93	122	105	92	95
6	322	222	228	174	200	221	133	141	131	150	119	121	126
7	244	155	148	100	142	120	85	116	121	112	74	88	79
8	268	164	172	133	136	194	97	117	112	110	92	94	104
9	262	184	158	127	141	238	96	116	116	123	108	94	99
10	193	142	128	101	109	141	84	114	106	97	77	77	90
11	261	182	171	139	139	173	110	130	141	126	100	103	109
12	298	231	254	196	156	164	110	129	130	140	114	109	128
13	205	183	171	127	119	129	81	89	89	115	76	79	102
14	231	205	194	145	165	142	108	127	120	133	105	117	122
15	159	153	130	86	107	80	57	70	69	73	54	56	57
16	222	205	171	124	130	135	83	116	107	104	83	91	95
TOTAL	3741	2803	2703	2024	2280	2405	1638	1782	1773	1825	1495	1486	1584


Democratic Town Committee Results														
March 7, 2000 Presidential Preference Primary														
Brookline, Massachusetts														
Democratic Party				OFFICIAL										
TOWN COMMITTEE														
Vote for NOT more than 35														
Precinct	21B Crowley	22B Fliegel	23B Franco	24B Giller-Rubin	25B Gravelle	26B Hertz	27B Hertzmark	28B Johnson	29B Karon	30B Katz	31B Medeiros	32B Parks	33B Robinson	34B Roll
1	78	82	80	73	58	71	67	71	70	94	83	72	59	74
2	92	82	71	81	67	76	81	86	73	95	85	72	70	87
3	152	148	132	140	119	135	127	142	129	176	140	128	132	134
4	127	101	90	94	76	96	98	105	88	116	106	88	123	86
5	150	97	82	90	76	96	139	117	90	118	119	91	95	97
6	160	145	120	132	111	131	129	146	128	168	143	137	116	129
7	126	95	75	108	63	86	86	96	84	127	102	88	78	87
8	132	115	101	118	84	112	99	126	119	130	113	109	96	134
9	119	123	106	110	100	102	107	127	114	122	122	111	100	108
10	95	96	78	100	77	92	88	97	96	112	102	97	80	92
11	136	117	105	132	100	114	122	115	113	143	121	115	100	108
12	145	131	106	130	105	138	120	123	122	153	148	126	102	129
13	117	97	82	87	88	97	91	98	87	105	104	90	84	88
14	147	127	110	119	106	116	115	120	113	138	128	117	114	121
15	88	85	52	61	51	59	66	58	55	80	74	57	57	60
16	123	123	80	102	85	96	93	99	89	107	106	85	92	84
TOTAL	1987	1764	1470	1677	1366	1617	1628	1726	1570	1984	1796	1583	1498	1618

Democratic Town Committee Results								
March 7, 2000 Presidential Preference Primary								
Brookline, Massachusetts								
Democratic Party			OFFICIAL					
TOWN COMMITTEE								
Vote for NOT more than 35								
	35B	36B	37B	38B	39B	40B	41B	42B
Precinct	Rosenbaum	Rosenthal	Ross	Sanders	Sneirson	Swartz	Swartz	Tolkoff
1	84	91	66	83	69	79	84	89
2	88	101	80	81	74	88	83	95
3	149	160	128	151	130	141	143	163
4	104	122	95	95	84	104	91	110
5	96	112	77	102	84	101	94	133
6	143	172	128	145	125	137	133	167
7	101	116	80	88	77	92	93	110
8	123	153	94	107	101	116	106	129
9	128	169	108	111	105	120	113	123
10	123	117	101	91	88	96	98	100
11	135	163	113	118	112	120	121	179
12	129	166	116	125	126	139	129	161
13	100	118	85	93	92	96	94	136
14	127	146	111	114	118	124	125	148
15	74	84	50	59	51	76	66	81
16	112	121	82	84	91	147	106	125
TOTAL	1816	2111	1514	1647	1527	1776	1679	2049

Republican Presidential Preference Results											
March 7, 2000 Presidential Preference Primary											
Brookline, Massachusetts											
Republican Party										OFFICIAL	
PRESIDENTIAL PREFERENCE								STATE	STATE		
								COMMITTEE	COMMITTEE		
								MAN	WOMAN		
Precinct	1A Keyes	2A Bush	3A Bauer	4A McCain	5A Forbes	6A Hatch	7A NoPreference	8A McDermott	9A Dow		
1	2	52	0	142	4	0	1	74	90		
2	5	21	0	104	0	0	0	46	51		
3	4	43	0	127	0	1	0	61	73		
4	7	58	0	146	2	0	0	88	91		
5	5	33	0	137	0	0	1	55	75		
6	6	29	0	149	1	0	1	60	61		
7	3	40	0	117	0	0	0	60	59		
8	2	30	0	126	1	0	0	45	51		
9	4	34	0	102	1	0	0	51	57		
10	2	37	0	121	1	0	0	68	70		
11	0	34	0	141	0	0	0	66	81		
12	1	40	0	152	0	0	0	66	82		
13	3	63	0	178	0	1	0	82	108		
14	8	77	0	171	1	0	0	90	123		
15	4	113	0	194	0	0	1	126	154		
16	4	81	0	218	0	0	0	102	118		
TOTAL	60	785	0	2325	11	2	4	1140	1344		

Republican Town Committee Results													
March 7, 2000 Presidential Preference Primary													
Brookline, Massachusetts													
Republican Party 													
OFFICIAL													
TOWN COMMITTEE													
Vote for NOT more than 35													
	10B	11B	12B	13B	14B	15B	16B	17B	18B	19B	20B	21B	22B
Precinct	Dow	Robbins	Rudman	Rotman	Shaw	Spunt	Smith	Begien	Delany	Kartun	Fortier	Schemmer	Howell
1	56	76	36	31	69	40	44	33	39	30	33	50	32
2	31	31	29	26	24	21	22	20	26	20	25	19	26
3	53	42	43	36	34	39	45	32	41	31	34	32	32
4	47	29	32	25	30	34	28	25	40	25	31	24	27
5	45	45	35	26	34	40	34	36	45	26	30	28	24
6	39	44	43	34	33	42	34	32	43	31	32	30	29
7	30	24	25	23	19	22	20	19	28	18	21	18	20
8	34	26	30	24	21	26	27	18	22	22	19	20	17
9	43	39	44	38	39	39	39	33	42	32	35	34	34
10	47	34	42	37	28	34	34	29	39	29	32	30	32
11	40	41	44	43	35	41	38	33	43	31	33	32	32
12	49	37	48	36	35	41	33	29	36	29	34	25	26
13	66	56	62	47	49	50	49	52	52	40	53	38	39
14	96	71	75	61	64	79	61	67	83	52	61	58	54
15	90	68	104	50	70	68	47	79	112	39	66	44	40
16	61	44	71	48	40	59	40	42	82	39	47	39	34
TOTAL	827	707	763	585	624	675	595	579	773	494	586	521	498

Republican Town Committee Results														
March 7, 2000 Presidential Preference Primary														
Brookline, Massachusetts														
Republican Party 														
OFFICIAL														
TOWN COMMITTEE														
Vote for NOT more than 35														
	23B	24B	25B	26B	27B	28B	29B	30B	31B	32B	33B	34B	35B	
Precinct	Swartz	Delany	Livingston	Fabian	Jurberg	Shaw	Goodman	Elcock	Bradford	Chayet	Calmas	DeSantis	Randolph	
1	35	32	40	41	26	43	32	33	34	40	27	31	33	
2	23	21	25	26	20	23	23	26	24	23	19	21	19	
3	34	33	37	44	30	41	31	39	33	39	28	36	36	
4	31	27	29	32	26	29	28	37	27	36	22	24	25	
5	34	34	34	33	25	46	28	41	40	26	23	27	26	
6	42	30	34	41	29	33	36	38	31	34	28	33	30	
7	23	20	23	21	24	20	26	21	21	28	19	21	23	
8	20	19	26	28	17	19	20	20	21	29	15	21	25	
9	38	35	38	40	36	34	37	36	37	36	31	39	33	
10	36	35	38	42	22	34	37	30	33	40	33	33	33	
11	42	37	39	54	31	38	36	32	32	45	32	36	32	
12	35	30	32	39	28	29	32	31	31	32	28	32	32	
13	48	45	48	47	34	49	41	48	50	50	38	42	44	
14	57	66	60	60	53	59	59	93	76	59	58	56	59	
15	58	67	51	51	42	66	54	85	79	53	44	59	67	
16	88	57	42	45	41	43	67	51	42	54	39	49	45	
TOTAL	644	588	596	644	484	606	587	661	611	624	484	560	562	

Republican Town Committee Results										
March 7, 2000 Presidential Preference Primary										
Brookline, Massachusetts										
Republican Party 										
OFFICIAL										
TOWN COMMITTEE										
Vote for NOT more than 35										
	36B	37B	38B	39B	40B	41B	42B	43B	44B	
Precinct	Sandman	Selib	Coughlin	Keohane	Lieberman	Palermo	Whitney	Guzelian	Harrington	
1	29	27	31	41	30	26	36	29	28	
2	23	18	22	19	23	19	22	20	24	
3	34	27	35	41	35	32	35	36	39	
4	26	31	34	35	32	25	30	27	52	
5	33	25	49	31	24	23	36	28	46	
6	35	30	33	33	37	29	30	32	39	
7	22	19	29	24	28	20	22	22	32	
8	20	16	20	23	23	19	25	25	22	
9	34	32	34	39	36	33	35	37	41	
10	38	31	34	35	35	31	32	34	38	
11	32	32	31	39	42	32	33	33	41	
12	32	32	30	34	37	29	35	33	32	
13	50	36	53	48	44	37	55	42	45	
14	61	59	65	61	60	57	75	52	75	
15	46	52	68	47	53	41	73	56	57	
16	43	52	44	46	70	40	42	42	50	
	558	519	612	596	609	493	616	548	661	

Official Statistics

March 7, 2000 Presidential Preference Primary
 Brookline, Massachusetts

OFFICIAL

					STATISTICS												
Precinct	# Reg. Rep.	# Reg. Dem.	# Reg. Unen.	# Reg. Lib.	#Reg. Green Party Mass	#Reg. Green Party USA	Natural Law Party	# Reg. Rainbow	# Reg Reform	# Reg. Socialist	Total Registered	# Dem. Voted	# Rep. Voted	# Lib. Voted	Total Voted	% Voted	
1	198	809	811	3	0	0	0	0	1	0	1822	418	198	0	616	33.8	
2	131	675	660	3	0	0	0	0	2	0	1471	354	130	0	484	32.9	
3	198	989	947	5	1	0	0	2	0	0	2142	525	180	2	707	33	
4	154	919	853	3	1	0	0	0	1	0	1931	441	215	2	658	34	
5	135	926	708	5	0	0	0	0	0	1	1775	531	178	1	710	40	
6	140	1018	873	3	0	0	0	1	1	0	2036	589	189	0	778	38.2	
7	184	950	832	4	0	1	0	0	3	0	1974	515	165	0	680	34.4	
8	160	1025	953	5	0	0	0	0	1	2	2146	572	159	1	732	34.1	
9	157	983	808	1	0	0	0	0	0	0	1949	563	140	0	703	36	
10	200	868	954	5	0	1	0	0	1	0	2029	415	162	1	578	28.4	
11	151	1062	928	4	0	0	0	0	1	0	2146	527	178	0	705	32.8	
12	174	980	919	2	0	0	0	0	0	0	2075	582	194	1	777	37.4	
13	214	843	1009	4	0	0	0	0	1	0	2071	446	245	0	691	33.3	
14	213	716	863	1	0	0	1	0	0	0	1794	439	259	0	698	38.9	
15	292	549	907	3	0	0	0	2	0	0	1753	358	313	0	671	38.2	
16	209	769	980	1	0	0	0	0	1	0	1960	508	303	0	811	41.3	
TOTAL	2910	14081	14005	52	2	2	1	5	13	3	31074	7783	3208	8	10999	35.3	