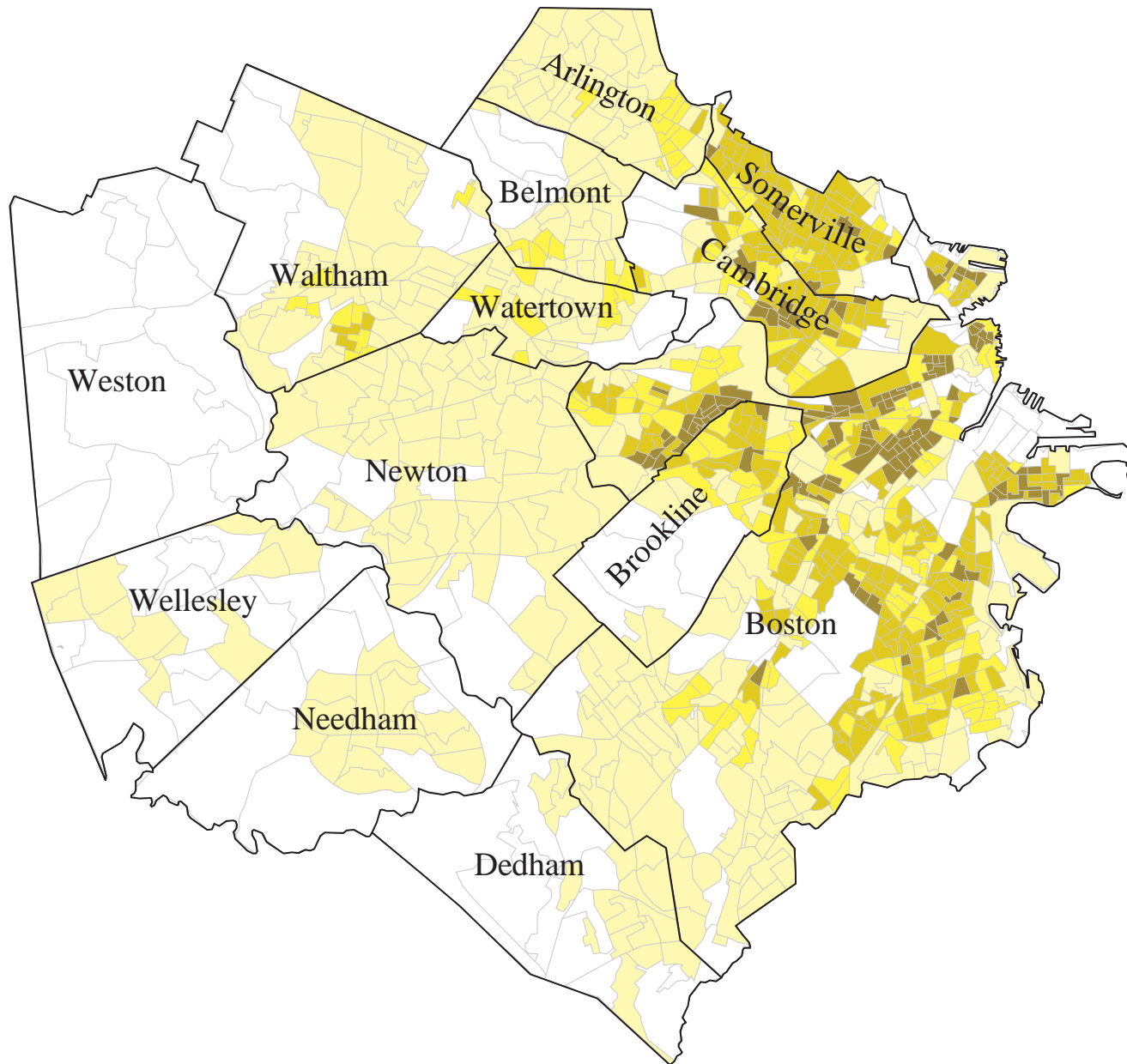
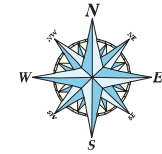
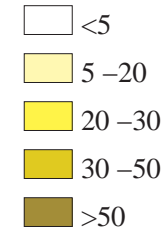


Population Density by Blockgroups, 1990

Brookline and Surrounding Communities



Number of People per Acre



Population Density by Town, 1990

Arlington	14
Belmont	12.5
Boston	33
Brookline	24.7
Cambridge	31.7
Dedham	5.5
Needham	5.3
Newton	8.2
Somerville	32.5
Waltham	12
Watertown	15.1
Wellesley	5.4
Weston	0.8

Scale 1:47000



DATA SOURCES:

Bureau of the Census, 1990
Town of Brookline

CREATED BY:

Adrienn Jankovics and Derek Dupras
Laboratory of Geographic Information Technologies
University of Massachusetts Boston

DATE:

December 10, 1997