
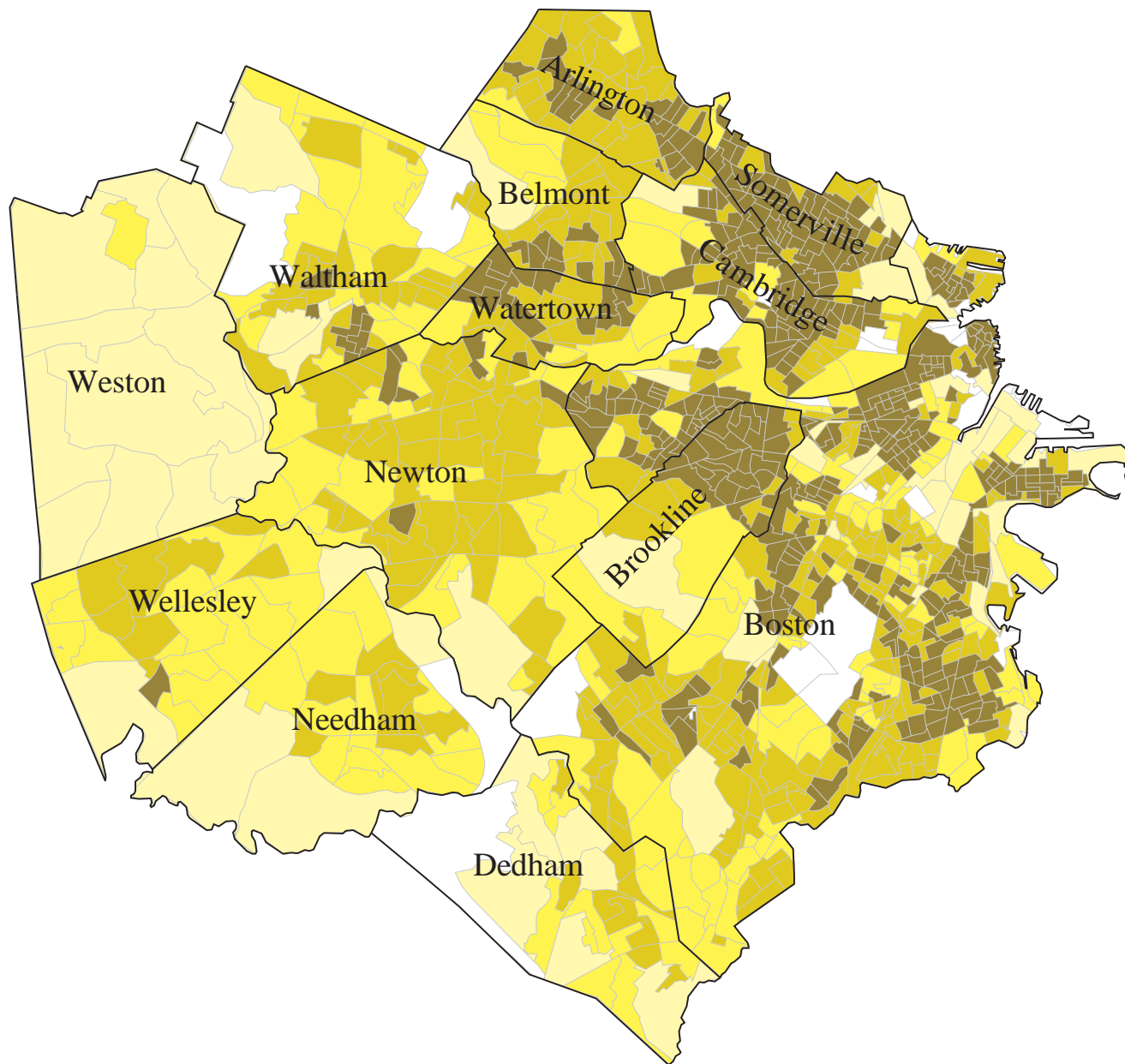
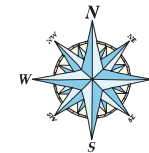


Purchasing Power Density per Acre, 1990

Brookline and Surrounding Communities



Purchasing Power by Town, 1990

Arlington	8,884,262
Belmont	5,687,392
Boston	91,787,890
Brookline	11,528,403
Cambridge	31,743,646
Dedham	1,174,665
Needham	1,999,773
Newton	12,252,600
Somerville	29,619,979
Waltham	5,134,382
Watertown	6,901,880
Wellesley	3,074,836
Weston	549,882

Scale 1:47000



*Purchasing Power Density per Acre is the function of (Median Income * Number of Households) / Total Number of Acres.*

DATA SOURCES:

Bureau of the Census, 1990

Town of Brookline

CREATED BY:

Adrienn Jankovics and Derek Dupras

Laboratory of Geographic Information Technologies

University of Massachusetts Boston

DATE:

December 10, 1997