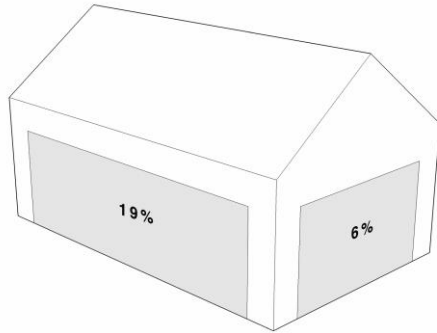


The following diagrams illustrate common situations in partial demolition cases. As other situations arise they will be addressed by staff and the Commission Chair.

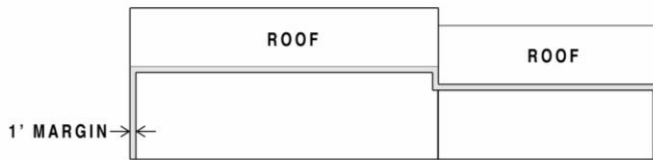
- A. 1. Removing 25% or more of the building's exterior wall area
- 2. Covering 25% or more of the building's exterior wall area



*Example*

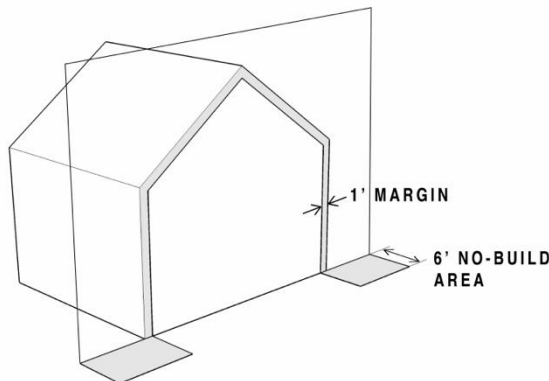
A project shall be considered by the Preservation Commission staff or full Commission for demolition review if more than 25% of the total area of its exterior wall is proposed to be removed (for example, changes to the array of windows or doors,) or covered by additions.

- B. 1. Substantially removing one side of the building
- 2. Substantially covering one side of the building



*Example*

'Side' includes all exterior wall areas facing the same direction, regardless of setbacks

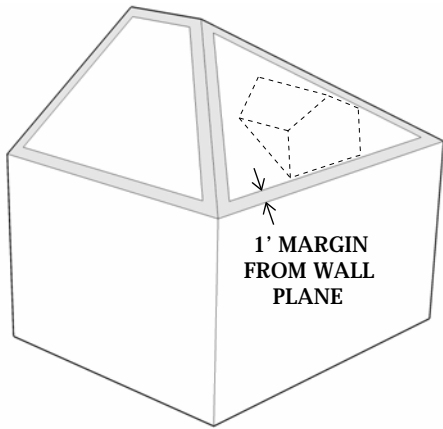


A project shall be considered by the Preservation Commission for demolition review if it proposes to remove or cover any portion of the 1' margin of the existing building, as indicated in the diagram.

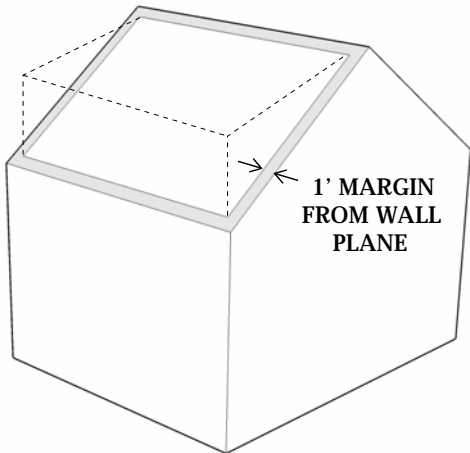
Any construction within a space extending 6', measured perpendicularly, from the plane which includes this margin, shall be considered demolition.

- C. 1. Removing the roof  
2. Significantly altering the roof

The project shall be considered by the Preservation Commission staff or full Commission for demolition if it proposes to build in any of the margins as indicated in the diagrams.



*Hip roof*



*Gable roof*

OR

